

The connector kit for TEC152 contains the components listed below. To be able to crimp the contacts to wires suitable tools are needed. Tyco Electronics recommends the following hand tools:

| Recommended tooling | | |
|---------------------|-------------|----------------|
| Contact | Hand tool | Die set |
| TE 968221-1 | TE 539635-1 | TE 3-1579001-5 |
| TE 964286-2 | TE 539635-1 | TE 539650-2 |
| TE 964273-2 | TE 539635-1 | TE 539650-2 |

①
108 pcs



Crimp contact
TE 968221-1

②
10 pcs



Crimp contact
TE 964286-2

③
10 pcs



Wire seal
TE 828904-1

④
8 pcs



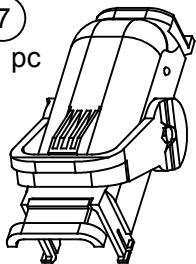
Crimp contact
TE 964273-2

⑤
8 pcs



Wire seal
TE 0-0828905-1


⑦
1 pc



MQS 81p
Lever

1473247-1

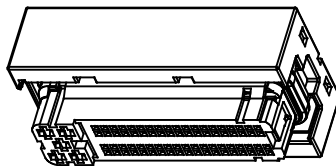
⑧
1 pc



MQS Retainer
for 81p

368382-1

⑥
1 pc



MQS plug
housing 81P

1473244-1

⑬
100 pcs



MQS cavity
plug

936054-1

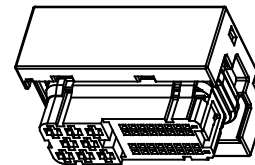
⑫
10 pcs



JPT cavity
plug

828922-1

⑨
1 pc



MQS plug
housing 40P

1473252-1

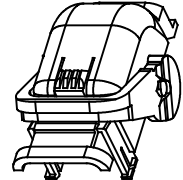
⑪
1 pc



MQS Retainer
for 40p

368388-1

⑩
1 pc



MQS 40p
Lever

1473255-1

| | | | | | | | |
|----------|---------------|---|--------|----------|---------------------|--------------------------|--------------------|
| | | | C | TECHNION | Scale | Project TEC152 | Designer 300816 ER |
| | | | B | | Technion Oy | Name | Number |
| | 20.11.2017 HH | Part numbers of customer drawing corrected. | A | | Naantali Finland | Connector kit for TEC152 | TEC152AK-002 A |
| Accepted | Date | Name | Change | | | | |